

weber vent-captor

TRANSCAT

▶ Visit us at [Transcat.com!](http://Transcat.com)

35 Vantage Point Drive Rochester, NY 14624
Call 1.800.800.5001



- Self-contained air flow meter
- Simple to install
- Sensor for all measurement and control applications
- No moving parts
- Linear current output 4-20 mA
- Four measurement ranges up to 5 m/s, 10 m/s, 20 m/s and 30 m/s (16 ft./s, 32 ft./s, 64 ft./s and 98 ft./s) continually adjustable

vent-captor Type 3202.30 & 3205.30

The vent-captor type 3202.30 is an air flow meter for industrial applications. The small, self-contained vent-captor is completely epoxy resin encapsulated and operates with high accuracy and repeatability even in harsh industrial environments. The vent-captor can be integrated into measurement and control systems without additional component parts.

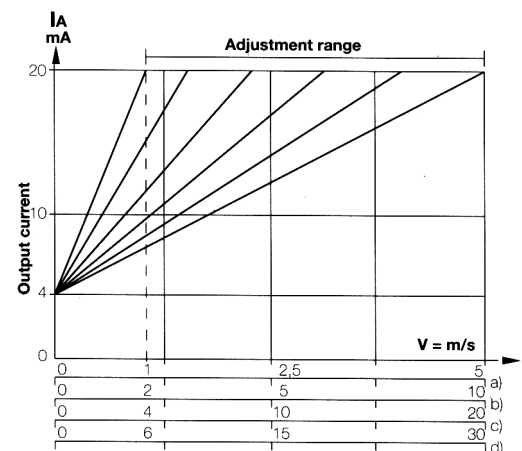
The newly developed operating principle for the measurement of air flow, based on the calorimetric principle, provides a wide measurement range from 1 to 30 m/s. To achieve the best signal resolution 4 different units are available.

The maintenance-free air flow meter is simple to install with the supplied mounting flange. For applications under pressure conditions vent-captor type 3205.30 with stainless steel casing and integral union nut is available.

Sensing Data

Medium	gaseous
Measuring range	continually adjustable up to 5 m/s, 20m/s, 30 m/s (16 ft./sec., 32 ft./sec., 64 ft./sec. and 98 ft./sec.) (see graph)*
Adjustment characteristic	logarithmic to flow speed
Accuracy	< 3 %
Repeatability	< 1 %
Temperature drift	< 0,3 % / K

* All data related to air



Parameter = Potentiometer-setting
Output current related to flow speed at various range potentiometer settings

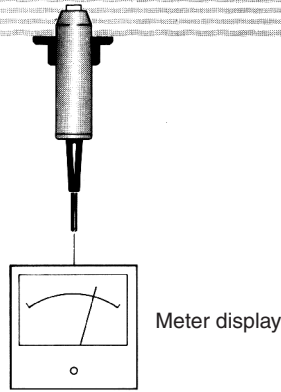
a) Type 3202.30/5
b) Type 3202.30/10
c) Type 3202.30/20
d) Type 3202.30/30

vent-captor


Type 3202.30, 3205.30
Compact Air flow meter

Application examples:

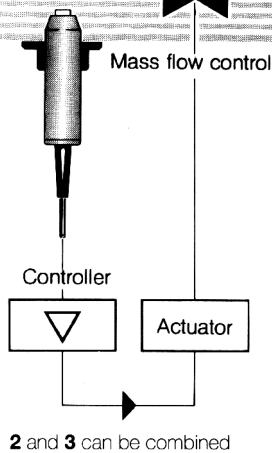
1.



2.



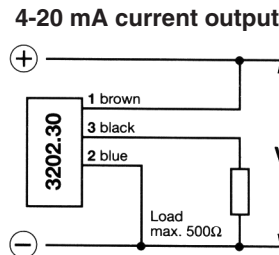
3.



Electrical Data

Voltage supply	24 V DC \pm 30%
Power consumption	approx. 800 mW - 1.3 W (max. flow speed)
Output current	4 to 20 mA
Resistive Load	0 - 500 Ohm
Measurement range adjustment: The measurement range of the air flow meter is adjustable with a small screwdriver turning a potentiometer. A green LED indicates operation within the adjusted measurement range. If flow exceeds the measurement range LED turns off.	

Connection Diagram:

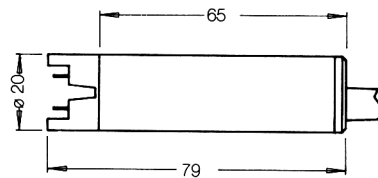


Mechanical Data

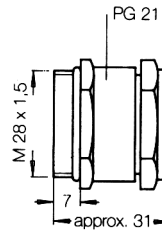
Material	Sensor probe	Housing
	Ceramic with overglaze	Ultradur (PBTP)
Medium Temperature	-20 °C to +70 °C (-4 °F to +160 °F)	
Ambient temperature	-20 °C to +70 °C (-4 °F to +160 °F)	
Electrical connection	2 m moulded oilflex cable / 3 x 0,5 mm	
Protection standard	IP 64 (Equivalent to NEMA 4)	
Weight	130 g	

Dimensions in mm

Type 3202.30

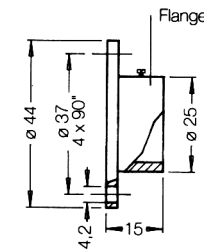


Pipe Adaptor for mounting in pipes (optional)



on request

Flange for mounting in ducts (supplied)



standard

Type 3205.30 (stainless steel casing)

Technical Data as 3202.30 except:
Max. pressure 10 bar (143 PSI)
Installation with union nut
G1A SW 37 mm, DIN 259, ISO 228
Weight approx. 200 g without nut

