


Application

▶ Visit us at Transcat.com!

35 Vantage Point Drive // Rochester, NY 14624 // Call 1.800.800.5001



The general purpose level switch package provides reliable, high or low liquid level detection with a 16A compact relay controller for pump or valve control. The optional flash alarm brings attention to alarm conditions. Available in three level sensor technologies, select the sensor type based upon your application media. This polypropylene or PVDF liquid level switch package is broadly applied in bulk storage, sump and day tank level applications for high level control or low level control.



Features


- ✓ Polypropylene or PVDF single-point level switch package for corrosive liquids
- ✓ Fail-safe relay control of pumps or valves with 0-60 second delay
- ✓ Offered in 3 sensing technologies for broad application coverage: ultrasonic, vibration & buoyancy
- ✓ Polypropylene enclosure rated NEMA 4X with swivel base for conduit alignment
- ✓ Optional strobe brings immediate attention to level alarm conditions
- ✓ Invert switch changes relay state from NO to NC without rewiring

Key Benefits

- ✓ Mount on the top wall of tank
- ✓ Select length for custom set points
- ✓ Relay output interfaces directly with valve, buzzer, alarm, etc.
- ✓ Ideal for high level overflow protection or low level pump protection
- ✓ Add strobe for visual alarm

Compatible Products

Switch-Tek™ Ultrasonic Level Switch



LU10

Broadly applied in chemicals and light weight oils

Switch-Tek™ Vibration Level Switch



LZ12

Applied in wastewater with light coating or scaling

Switch-Tek™ Vertical Buoyancy Level Switch



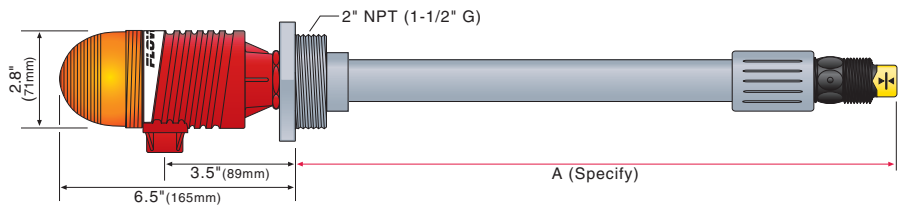
LV10

Applied in clean water and non-coating chemicals

Specifications

Length:	6" to 10' (15cm to 3m)
Accuracy:	± 1mm in water
Repeatability:	± 0.5mm in water
Orientation:	± 20° vertical
Switch points:	1 (factory set)
Supply voltage:	120 / 240 VAC @ 50-60 Hz.
LED indication:	Sensor, power & relay
Consumption:	0.25A maximum
Strobe type:	-X22X: N/A -X21X: Xenon tube
Strobe flash:	-X22X: N/A -X21X: 1 per second
Contact type:	(1) SPDT relay
Contact rating:	250 VAC @ 10A
Contact output:	Selectable NO / NC
Contact delay:	0-60 seconds
Process temp.:	F: -40° to 176° C: -40° to 80°
Ambient temp.:	F: -40° to 140° C: -40° to 60°
Installed height:	_21_: 6.5" (16.5cm) _22_: 4.9" (12.4cm)
Pressure:	AV13: 25 psi (1.7 bar) AU13 / AZ13: 150 psi (10 bar)
Enclosure rating:	NEMA 4X (IP65)
Encl. material:	-X21X: PP, UL94VO & PC -X22X: PP, UL94VO
Conduit entrance:	1/2" NPT
Wetted material:	AV13-42XX: PP AU13-42XX: PP AU13-52XX: PVDF AZ13-42XX: PP-Ryton®
Process mount:	-X2X3: 2" NPT -X2X7: 1 1/2" G
Classification:	General purpose
Compliance:	CE

Dimensions



Fittings

For optimum performance, install the level sensor using the below recommended or direct equivalent fittings.

	P/N	Description
	LM52-2400	3" NPT x 2" NPT (Sch. 40)
	LM52-2800	3" NPT x 2" NPT (Sch. 80)
	LM52-3800	4" NPT x 2" NPT (Sch. 80)
	LM52-2410	3" Socket x 2" NPT (Sch. 40)
	LM52-3410	4" Socket x 2" NPT (Sch. 40)
	LM52-2810	3" Socket x 2" NPT (Sch. 80)
	LM52-3810	4" Socket x 2" NPT (Sch. 80)
	LM52-2890	2" NPT Bulkhead Fitting, PVC
	LM52-2850	2" NPT Flange - 150# (Sch. 80)
	LM50-1001	2" NPT Bracket, Polypropylene

Ordering

A 13- 2 -

Sensor technology (1)

- Z Vibration
- U Ultrasonic
- V Buoyancy

Wetted material (2)

- 4 PP
- 5 PVDF

Configuration

- 1 Controller with Strobe Alert
- 2 Controller only

Process mount

- 3 2" NPT (US)
- 7 1 1/2" G (Metric)

Dimensions (3) (4)

- A Specify (PP)
- (PVDF)

Notes

- 1) Select the best level sensor technology based upon your application.
- 2) Vibration only available in PP/Ryton configuration
- 3) Specify the A-dimension at the end of the part number (ie: AV13-4223-17"). The dimension may be specified in 1/2" (1.3cm) increments from 6" to 10' (15cm to 3m).
- 4) To calculate the length adder, round up the A-dimension to the next foot (30cm), multiply it by the selected material, and add that sum to the price. For PP, add \$10 per foot (30cm). For PVDF, add \$40 per foot (30cm).