

www.disto.com



SAP. No. 820 694


## Operation



## Overview

- 1 Status Bar
- 2 Reference
- 3 Active Function
- 4 Main Line (Result)
- 5 Selection keys linked to the symbol above
- 6 ON/DISTO
- 7 Pointfinder (viewscreen)
- 8 Function Screen
- 9 Navigation
- 10 Clear/Off
- 11 Add/Subtract

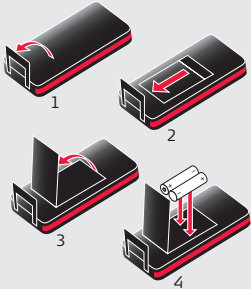
## Unlock keypad



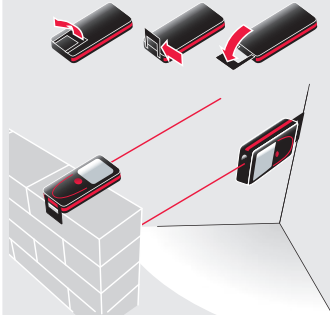
## Quick Start Leica DISTO™ E7500




## Insert batteries



## Endpiece



## (Navigate) Functions



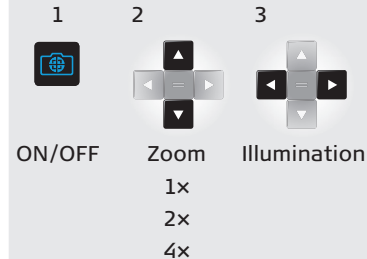
## Reference/tripod



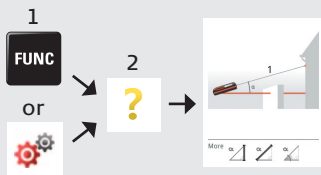
## More results



## Pointfinder



## ? Helpfunctions

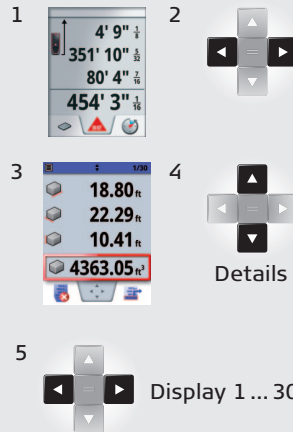


## Settings



	Distance units
	Beep
	Keypad lock
	Tilt calibration
	Favorites
	Illumination
	Offset
	Reset
	Information

## Memory



## Personalized favorites

