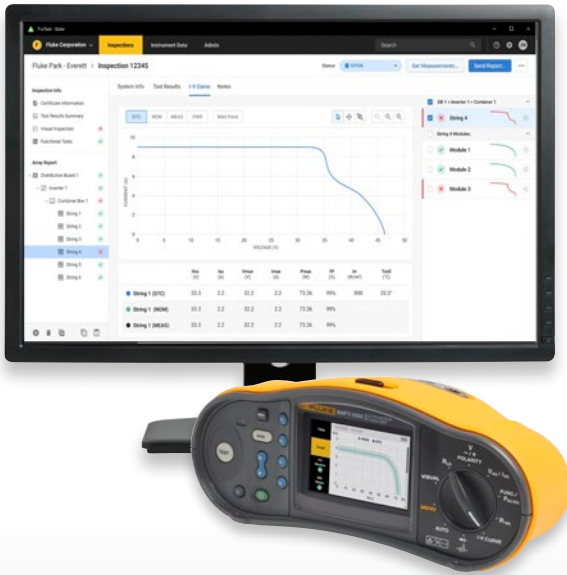


TECHNICAL DATA

Fluke TruTest™ Solar Data Management and Reporting Software



The easy-to-use data management solution

Fluke TruTest™ Software is designed to eliminate the hassle associated with traditional solar system data management and reporting. Whether you are analyzing panel efficiency through I-V curves, or safety testing the system through the Category 1 test regime in conformance to IEC 62446-1, proper data management is critical for producing easy-to-understand reports for clients. Compatible with the Fluke SMFT-1000 Multifunction PV Tester and Performance Analyzer, TruTest™ Software allows you to quickly and easily import measurement results directly from your solar multifunction tester to computer, organize and analyze the data, compare individual asset data against previous measurements imported and provide a comprehensive and visual client report.

With a streamlined user interface and intuitive workflow, measurement data can be easily formatted into printable test certificates and reports complete with your company logo and electronic signature.

STREAMLINED DATA MANAGEMENT

Manage test results, client and site data with ease, and create reports quickly using the intuitive, modern user interface and custom-report builder

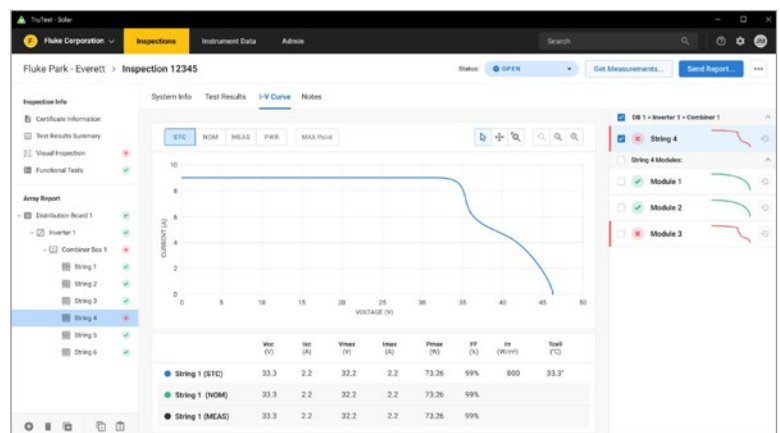
SINGLE SOLAR PLATFORM

TruTest™ enables solar testing, asset management, data storage and reporting on a single software platform that covers certification and documentation needs

DASHBOARD INTERFACE

On-screen intuitive dashboard interface allows the user to see the status of all their clients instantly and navigate to further levels of detail if desired

- Easily manage measurement data
- Quickly create test certificates and reports
- Free updates for 5 years after installation
- Easy data collection and database transfers
- Enables manual data entry
- Intuitive user interface
- Fast and simple operations



Solar SMFT software showing I-V curve



Compatibility

TruTest™ is compatible with the Fluke SMFT-1000 Multifunction PV Tester and Performance Analyzer



Comprehensive Reporting

Fluke TruTest™ Software simplifies the reporting process so you can produce easy-to-understand test certificates and reports as quickly as possible, saving you time and money. Easily visualize the status of assets with clear pass/fail results. Tests in accordance with standards such as IEC 62446-1 and EU directive 2009/104/EC (BetrSichV) are available at the touch of a button, and a pre-configured template ensures that no matter your testing standards TruTest™ Software has you covered.

Tree topology

Hierarchical tree topology is used to represent clients, sites, inspections with customizable asset levels including distribution boards, inverters, combiner boxes, strings and individual modules, making it ideal for use in PV systems of varying sizes while allowing you to maintain testing and reporting flexibility. Each element is presented as a single tree node and the properties of each node are presented after selection. Tree topology can be maintained by adding nodes, deleting nodes, duplicating nodes, duplicating sub-trees and node editing.

Demo software and software packages

Free demonstration software is available at www.fluke.com/trutestsoftware. After downloading start the installation by double clicking on the software file. The setup program will guide you through the installation procedure. Please follow the installation instructions displayed on the screen.

After purchasing TruTest™ Lite or TruTest™ Advanced, you will be provided with a code that will give you full access to the features purchased.

Specifications

Function	Demo	Lite	Advanced
Database structure (Local standalone or server based)	Local	Local	Local
Solar multifunction tester module	•	•	•
Solar multifunction tester supported	Fluke SMFT-1000		
Maximum addable clients	1	10	Unlimited
Maximum addable site/client	2	5	Unlimited
Maximum addable strings	5	50	Unlimited
Maximum addable modules (per string)	50	50	Unlimited
Client Management			
Include demo database	•	•	•
Create clients	•	•	•
Rename clients		•	•
Delete clients	•	•	•
Node Management			
Create nodes	•	•	•
Move nodes	•	•	•
Rename nodes		•	•
Delete nodes	•	•	•
Information Management			
Edit client information		•	•
Edit site information		•	•
Edit location information		•	•
Edit test information		•	•
Edit distribution board information		•	•
Edit circuit information		•	•
Edit inverter information		•	•
Edit combiner box information		•	•
Edit string information		•	•
Edit module information		•	•
Test Management			
Add test step		•	•
Delete test step		•	•
Edit test step		•	•
Remarks Management			
Add remarks		•	•
Add attachment (file) to remark			•
Edit remark		•	•
Delete remark		•	•
Data Management			
Read data from instrument	•	•	•
Read data from file	•	•	•
Read data conflict management	•	•	•
Read data assign tree structure	•	•	•
Load data to instrument			•*

* Compatible tool required

Specifications (continued)

Function	Demo	Lite	Advanced
Use search	•	•	•
Show reports	With watermark	•	•
Show certificates	With watermark	•	•
Save (PDF, XML,...) /Print reports		•	•
Save (PDF, XML,...)/Print certificates		•	•
Add engineers	Demo engineer	•	•
Edit engineers		•	•
Delete engineers		•	•
Print engineers		•	•
Add test instruments	Demo instrument	•	•
Edit test instruments		•	•
Delete test instruments		•	•
Print test instruments		•	•
Edit my company info	Demo company	•	•
Edit company logo	Demo logo		•
Edit certification logo	Demo logo		•
View Auto Test Codes	•	•	•
Select favorites Auto Test Codes		•	•
Print favorites Auto Test Codes		•	•
Print All Auto Test Codes		•	•
Create customized Auto Test Codes			•
Edit customized Auto Test Codes			•
Copy customized Auto Test Codes			•
Delete customized Auto Test Codes			•
Print Customized Auto Test Codes			•
Create backup		•	•
Restore backup		•	•
Maximum users	1 Demo user	2	Unlimited
Add users		•	•
Edit users		•	•
User roles		•	•
Edit user roles		•	•
Print users list		•	•
Edit limits		•	•
Available languages	EN, DE, ES, FI, FR, IT, NL, PL, TR		
Supported Installation certificates	DIN VDE 0701-0702, ÖVE/ÖNORM E 8701, SNR 462638, NEN3140, International template		
Change language	•	•	•
Change country	•	•	•
Change report language			•
Expire duration	60 days (calculated from installation date)	Unlimited	
Free updates		5 years (calculated from enter serial code date)	
Expiration popup notice	Daily	Every 30 days after 5 year free update period	
Activation date with days left until expiration	•	•	•

System requirements

Type	Requirement
Operating System	<ul style="list-style-type: none"> • Microsoft Windows 10/11, 64-bit and 32-bit (recommended) • Microsoft Windows 8/8.1, 64-bit and 32-bit • Microsoft Windows 7 with Service Pack 1, 64-bit and 32-bit
System Memory	Minimum 4 GB RAM (64-bit) or 2 GB RAM (32-bit)
Hard disk space:	Minimum 2 GB available hard disk space
Display resolution:	Minimum screen resolution 1366 x 768
Communication interfaces:	USB

Ordering information

FLK-TRUTEST-LITE Software

TruTest Lite Software Package license code

FLK-TRUTEST-ADV Software

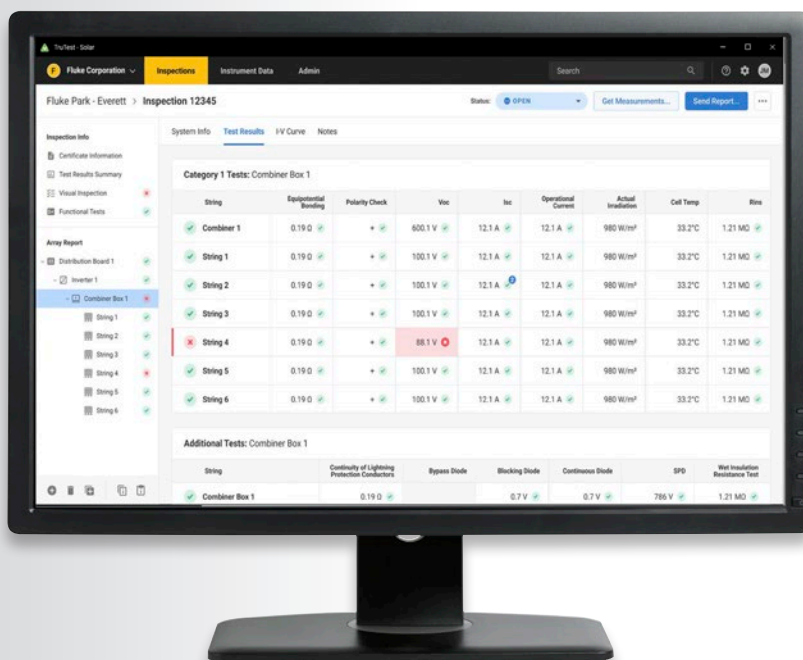
TruTest Advanced Software Package with enhanced functionality license code

FLK-TRUTEST-CD Software Disc

TruTest Software disc (if unable to download from website) License code sold separately.

Product bundles

TruTest Software is also available as part of portable appliance tester or installation tester product bundles. For more information visit www.fluke.com or contact your local Fluke representative.



Fluke. *Keeping your world up and running.*®

www.fluke.com

©2022 Fluke Corporation. Specifications subject to change without notice. 08/2022 220488-en

Modification of this document is not permitted without written permission from Fluke Corporation.