

**FLUKE®**


# Why you need a **FLUKE ACOUSTIC IMAGER** for your conveyor system maintenance




**FOOD AND BEVERAGE  
PRODUCTION**



**LOGISTICS  
WAREHOUSING**



**AUTOMOTIVE  
MANUFACTURING**



**MINING AND RAW  
MATERIAL HANDLING**

**The Fluke ii910 Precision Acoustic Imager with MecQ™** is a powerful solution that can significantly reduce unplanned downtime by locating potential issues in conveyor systems so they can be addressed on your maintenance schedule.

**See potential issues before they cause unplanned downtime with quick and easy visual detection.**



# How can MecQ™ help with your conveyor system maintenance?



## Deploy with Ease

- Intuitive interface that encourages adoption by the entire maintenance team
- Seamless integration with existing leak and partial discharge detection tools for convenient visual detection



## Boost Efficiency

- Efficiently scan large areas of interest
- Stay ahead of issues and order spare parts in a timely manner
- Pinpoint the exact source of problems, rather than just the general area
- Optimize energy efficiency by addressing unhealthy bearings that increase energy consumption
- Mitigate consequential damages by taking proactive measures



## Maximize Uptime

- Minimize the risk of unplanned downtime on your conveyor system
- Swiftly identify potential bearing failures for timely maintenance
- Reduce Mean-Time-to-Repair (MTTR) key performance indicator (KPI)



## Ensure Team Safety

- Conduct inspections without the need for close contact
- Eliminate hazardous situations for your team



## Reduce Costs

- Potential cost savings of \$30,000 to \$130,000 per hour, depending on the industry, by avoiding unplanned downtime



## How does acoustic imaging work?

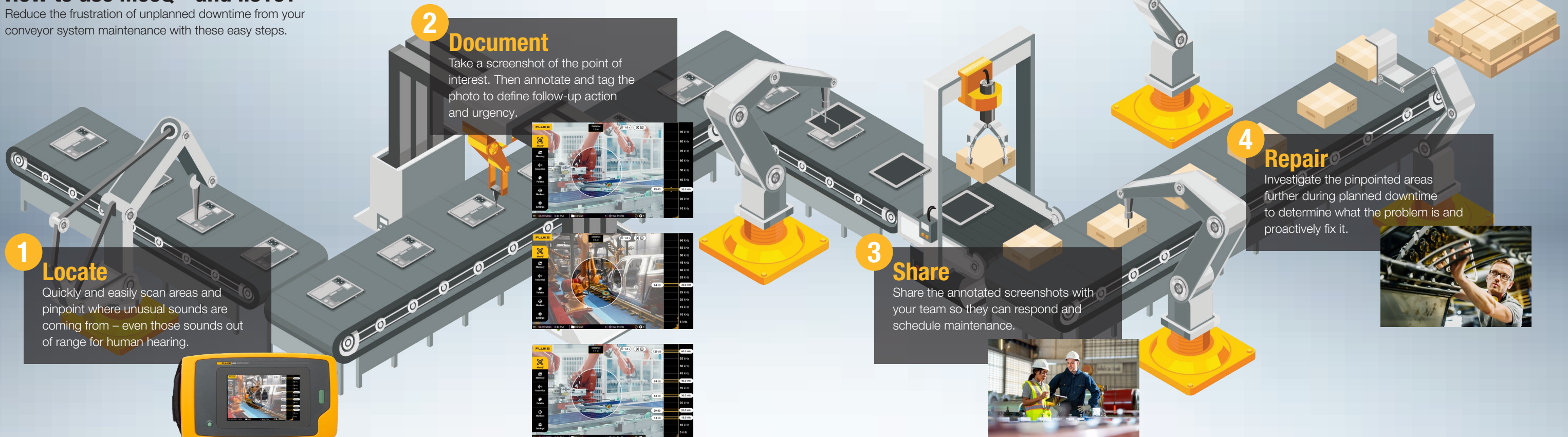
**Fluke Acoustic Imagers** are sound cameras that include an array of 64 micro-electronic surface mount microphones to capture sound waves emanating from an object.

With advanced electronics and software algorithms, sound signals are converted into an image and overlaid onto a visual image—(SoundMap™)—on the 7-inch, 1280 x 800-pixel LCD touchscreen.

The ii910 is a multipurpose screening and troubleshooting tool that pinpoints the source of ultrasonic sound that could indicate an unwanted condition. Similar to how compressed air leaks and Partial Discharge produces ultrasonic sound, many mechanical components produce ultrasonic sound when there is deterioration. The exact frequency of sound from early deterioration can vary, so the ii910 includes an expanded frequency range of 2–100 kHz to give the earliest possible detection.

## How to use MecQ™ and ii910?

Reduce the frustration of unplanned downtime from your conveyor system maintenance with these easy steps.





# 5 reasons to choose Fluke acoustic imaging

## 1 Intuitive user interface

Quick, easy, and intuitive user interface with everything you need right at your fingertips—get going in about 5 minutes.

## 2 Large 7" touch screen

High resolution 7" capacitive, full color touch screen with outstanding view ability, supports interaction with interface menu.

- a** Tool menu
- b** Distance indication
- c** On display Leak or PD quantification
- d** Palette of dB SPL Scale
- e** Frequency spectrum
- f** Folder selection
- g** Battery status and date
- h** One button capture image

## 3 MecQ™

Through new, simple-to-use MecQ sub-modes, the ii910 further surpasses traditional ultrasonic tools. Traditional airborne ultrasonic tools are usually limited to a single frequency, such as 30KHz, but MecQ offers predefined and customizable frequency bands. The sub-modes allow filtering and trending of dB-level data at any frequency band. Now you can more powerfully trend dB levels and still get an image pinpointing the location.

## 4 Annotate and tag

Properly tag your inspections by adding photo notes, asset identifiers, text notes, and annotation of follow-up actions, including priority. Use QR codes to easily identify your inspections. No hassle or errors with seamless integration using the FlukeConnect™ desktop software.

## 5 Operating time

Stay powered all day with two interchangeable rechargeable batteries, each providing six hours of operating time and equipped with status indicators.



**Fluke. Keeping your world up and running.®**

**Fluke Corporation**  
PO Box 9090,  
Everett, WA 98206 U.S.A.

**Fluke Europe B.V.**  
PO Box 1186, 5602 BD  
Eindhoven, The Netherlands

**For more information call:**  
In the U.S.A. (800) 443-5853 or  
Fax (425) 446-5116  
In Europe/M-East/Africa  
+31 (0) 40 2675 200  
or Fax +31 (0) 40 2675 222  
In Canada (800)-36-FLUKE or  
Fax (905) 890-6866

From other countries +1 (425) 446-5500 or  
Fax +1 (425) 446-5116  
Web access: <http://www.fluke.com>

©2023 Fluke Corporation. Specifications subject to  
change without notice.

**Modification of this document is not permitted  
without written permission from Fluke Corporation.**

Learn more: [www.fluke.com/MecQ](http://www.fluke.com/MecQ)