



CAT IV

600 V

CAT III

1000 V

IP65



For measurement
of wiring in houses



For measurement
of wires and cables



For measurement
of pole transformer
substations



For measurement
of street lighting
power cables



For measurement
of telephone wiring



For measurements
of pre-insulated
pipes

Measure insulation resistance with the MIC-5001 Insulation Resistance Meter

Product features

- measurement voltage selected within the range of 50...500 V with steps of 50 V and from 500 to 5000 V with steps of 100 V
- continuous reading of measured insulation resistance or leakage current
- automatic discharge of the measured object's capacitance upon completion of insulation resistance measurement
- sound signaling of five-second time intervals, facilitating capture of time characteristics
- timing of measurement time T1, T2 and T3 for measurement of dielectric absorption ratio (DAR) and polarization index (PI)
- reading of actual measurement voltage during measurement
- protection against measurement of live objects
- two- or three-lead method of insulation resistance measurement
- insulation resistance measurement according to the RampTest method and breakdown voltage measurement with ramping rate up to ~1 kV/s
- measurement of direct and alternating voltages within the range of 0...750 V
- 990-cell memory (11,880 entries), data transmission to PC via USB cable
- power supplied by accumulator
- instruments meet the requirements laid down by standard EN 61557
- the meter can be powered and charged from an external power adapter or from a car lighter socket



Application

Insulation resistance meter with adjustable testing voltage - up to 5 kV. It is a great tool for assessing the condition of electrical insulation in residential buildings, industry, railways and other facilities of general use. Due to its parameters - excellent performance, low power consumption from batteries, the option of charging them during measurements, convenience of use and a high ingress protection level - it is perfect for maintenance teams, testing motors, cables, street lighting or at the construction and maintenance of photovoltaic systems. The meter may be recommended to installers working on telecommunications and electric power systems that require the inspection of the insulation sleeve/sheath resistance ($U_N \leq 30 \text{ kV}$) to the voltage of 5 kV applied for 5 minutes.



Features

The meter may be used to measure the insulation resistance using the adjustable test voltage up to 5000 V. When testing the cables, it automatically discharges their load at the moment of completing the measurement.


MIC-5001 allows the user to determine the insulation resistance by applying linearly increasing voltage with the slope of 1 kV/s, according to standard EEE Std 95TM-2002. This functionality is called RampTest.

In contrast the maximum test voltage, this slow and uniform method of applying test voltage protects the insulation against sudden "electrical stress". This process may reveal defects that cannot be observed in classic R_{ISO} resistance measurement. If the tested insulation is weakened or defective, RampTest will enable the user to determine its maximum withstand voltage. In addition, this functionality is particularly useful in testing rotating machines or surge arresters.

The meter has a built-in voltmeter of AC and DC voltages in the range of up to 750 V. Extensive memory allows the device to record and send to a computer nearly 12,000 measurement results. Download Sonel Reader software from manufacturer's website to analyse the measurement results and present them in graphic form, e.g. current or resistance values shown in a function of time.

Capabilities

An important advantage of the device is its ability to a sufficiently long operation after one recharging of batteries. Electricians performing tests on repetitive objects or at short intervals do not have to worry about batteries discharging before completing the task. In addition, during the measurement work, the user may recharge device from an external power source, e.g. a powerbank of 12 V/2 Ah.



Measurement of insulation resistance

Measurement range acc. to IEC 61557-2
for $R_{ISOmin} = V_{ISOmin} / I_{ISOmin} \dots 5 \text{ T}\Omega$ ($I_{ISOmin} = 1 \text{ mA}$)

Range	Resolution	Accuracy
0.0...999.9 kΩ	0.1 kΩ	± (3% m.v. + 20 digits)
1.000...9.999 MΩ	0.001 MΩ	
10.00...99.99 MΩ	0.01 MΩ	
100.0...999.9 MΩ	0.1 MΩ	
1.000...9.999 GΩ	0.001 GΩ	
10.00...99.99 GΩ	0.01 GΩ	
100.0...999.9 GΩ	0.1 GΩ	± (4% m.v. + 50 digits)
1.000...5.000 TΩ	0.001 TΩ	

Values of measured resistance depending on measuring voltage

Voltage V_{ISO}	Measurement range
up to 100 V	50 GΩ
200 V...400 V	100 GΩ
500 V...900 V	250 GΩ
1000 V...2400 V	500 GΩ
2500 V	2500 GΩ
5000 V	5000 GΩ

RampTest insulation resistance measurement

Range	Resolution	Accuracy
0.0...999.9 kΩ	0.1 kΩ	±(5% m.v. + 40 digits)
1.000...9.999 MΩ	0.001 MΩ	
10.00...99.99 MΩ	0.01 MΩ	
100.0...999.9 MΩ	0.1 MΩ	
1.000...9.999 GΩ	0.001 GΩ	
10.00...99.99 GΩ	0.01 GΩ	
100.0...999.9 GΩ	0.1 GΩ	
1.000...4.999 TΩ	0.001 TΩ	

The measurement of breakdown voltage in RampTest mode

Range	Resolution	Chosen V_{ISO}	Accuracy
25.0 V...99.0 V	0.1 V	≤600 V	± (5% m.v. + 10 digits)
100 V...600 V	1 V	≤600 V	± (5% m.v. + 4 digits)
25 V...999 V	1 V	>600 V	± (5% m.v. + 5 digits)
1.00 kV...5.00 kV	10 V	>600 V	± (5% m.v. + 4 digits)


DC and AC voltage measurement

Range	Resolution	Accuracy
0...299.9 V	0.1 V	±(3% m.v. + 2 digits)
300...750 V	1 V	

• frequency range: 45...65 Hz

Technical specification

type of insulation	double, according to EN 61010-1 and EN 61557
measurement category	CAT III 600 V (CAT IV 300 V) according to EN 61010-1
degree of housing protection acc. to EN 60529	IP65
power supply of the meter	SONEL battery pack NiMH 9.6 V 2 Ah
battery charging time	usually 4 h, max. 10 h
parameters of the external power supply adapter	90 V...264 V, 50 Hz...60 Hz
dimensions	7.9 ins. x 5.9 ins. x 3.0 ins. 200 mm x 150 mm x 75 mm
meter weight	approx. 2.2 lbs (1.0 kg)
operating temperature	+5...104°F -15...+40°C
number of R_{ISO} measurements acc. to EN 61557-2	approx. 800
display	modular LCD
memory of measurement results	990 cells
data transmission	USB
quality standard for design, construction and manufacturing compliant with	ISO 9001 ISO 14001 PN-N-18001
the device meets the requirements of	EN 61557 standard
the product meets EMC requirements (immunity for industrial environment) according to the following standards	EN 61326-1 EN 61326-2-2



Abbreviation „m.v.“ used in the specification of measurement means a measured value.

Standard accessories




**shielded test lead
with banana plugs;
5 kV;
5.9 ft (1.8 m); black**

WAPRZ1X8BLBB



**test lead with
banana plugs; 5 kV;
5.9 ft (1.8 m); red**

WAPRZ1X8REBB



**test lead with
banana plugs; 5 kV;
5.9 ft (1.8 m); blue**

WAPRZ1X8BUBB



**black "crocodile"
clip 11 kV 32 A**

WAKROBL32K09



**red "crocodile"
clip 11 kV 32 A**

WAKRORE32K09



**blue "crocodile"
clip 11 kV 32 A**

WAKROBU32K09



**test probe with
banana socket;
5 kV; black**

WASONBLOGB2



**test probe with
banana socket;
5 kV; red**

WASONREOGB2



USB cable

WAPRZUSB



**meter power
adapter (type Z7)**

WAZASZ7



**125 V power cord
(IEC C7 plug)**

WAPRZLAD230US



**Sonel Reader
PC software**

WAPROREADER



M-8 carrying case

WAFUTM8

Additional accessories




**test lead 16 ft / 32 ft
(5 m / 10 m), black,
5 kV (banana
plugs, shielded)**

WAPRZ005BLBB5K
WAPRZ010BLBB5K



**test lead 16 ft / 32 ft
(5 m / 10 m), red,
5 kV (banana
plugs, shielded)**

WAPRZ005REBB5K
WAPRZ010REBB5K



**test lead 16 ft / 32 ft
(5 m / 10 m), blue,
5 kV (banana
plugs, shielded)**

WAPRZ005BUBB5K
WAPRZ010BUBB5K



**Cable for battery
charging from car
cigarette lighter
socket (12 V)**

WAPRZLAD12SAM



**PRS-1 resist-
ance test probe**

WASONPRS1GB



**CS-5kV cali-
bration box**

WAADACS5KV