

# SAUERMANN DATA LOGGERS

## KT 50 / KH 50

 Visit [TRANSCAT.com](http://TRANSCAT.com) >

[sales@transcat.com](mailto:sales@transcat.com) | 800.828.1470

Temperature / Humidity

### KEY FEATURES

- Storage capacity of 16,000 points
- Magnetic back for fast & simple mounting
- Fast data download (1000 points/second)
- 2 configurable alarm set points
- 1-line LCD screen
- Free, downloadable basic software
- Optional software for configuration & data processing
- Measure up to 2 parameters



### SELECTION

Part No.	Display	Internal sensor		External sensor		Parameters	Number of record points
		Number	Type	Number	Type		
KT 50	✓	1	Temperature	N/A	N/A	Temperature	16,000
KH 50		2	Temperature & humidity			Temperature & humidity	

### HOUSING

**Dimensions**  
2.42" x 1.57" x 0.86"  
(60 x 40 x 21.5 mm)

**Weight**  
1.42 oz (40 g)

**Display**  
1-line LCD screen  
Screen: 1.04" x 0.88"  
(26.5 x 22.5 mm)

**Control**  
1 button: OK

**Material**  
Compatible with food industry environment  
ABS housing  
Caps made of Elastomer

**Protection**  
IP65: KT50  
IP40: KH50

**PC communication**  
1 micro USB input

**Battery power supply**  
2 x CR2032 (lithium 3 V)

**Environmental conditions of use**  
Non-corrosive or combustible gases  
Hygrometry: in non condensing condition  
Maximum altitude: 6561' (2000 m)

## TECHNICAL FEATURES

	KT50	KH50
Units displayed	°F, °C	°F, °C, %RH
Resolution	0.1°F, 0.1°C	0.1°F, 0.1°C, 0.1%RH
External inputs	Micro-USB connector	Micro-USB connector
Internal sensor	Temperature	Humidity, temperature
Type of sensor	Thermistor (NTC)	Thermistor (NTC), capacitive
Measuring ranges	-40 to 158°F (-40 to 70°C)	Temp.: -4 to 158°F (-20 to 70°C) Humidity: 0 to 100%RH
Accuracies <sup>1</sup>	±0.8°F from -4 to 158°F (±0.4°C from -20 to 70°C)  ±1.5°F below -4°F (±0.8°C below -20°C)	Temp: ±0.8°F from 32 to 122°F (±0.4°C from 0 to 50°C) ±1.5°F below 32°F or above 122°F (±0.8°C below 0°C or above 50°C)  Humidity <sup>2</sup> : ±2%RH from 5 to 95%RH @ 59°F to 77°F (15°C to 25°C)
Operating temperature	-40 to 158°F (-40 to 70°C)	-4 to 158°F (-20 to 70°C)
Storage temperature	-40 to 185°F (-40 to 85°C)	-40 to 185°F (-40 to 85°C)
Alarm set points	2 alarm set points per channel	2 alarm set points per channel
Frequency of measurement	1 min to 24 h	1 min to 24 h
Battery life	500 days <sup>2</sup>	365 days <sup>3</sup>
Warranty	1 year	1 year
Directives	2011/65EU RoHS II; 2012/19/EU WEEE; FCC part 15 <sup>4</sup> ; UL 61010	

<sup>1</sup>All accuracies specified in this document were conducted in laboratory conditions and can be guaranteed for measurements carried out in the same conditions, or carried out with calibration compensation.

<sup>2</sup> Factory calibration uncertainty: ±0.88 %RH; Temperature dependence: ±0.04 x [(T°F - 32) x 5/9] -20] %RH (if T<59°F or T>77°F) / ±0.04 x (T-20) %RH (if T<15°C or T>25°C)

<sup>3</sup> On the basis of 1 measurement each 15 minutes at 77°F (25°C).





<sup>4</sup> Changes or modifications not expressly approved by Sauermann could void the user's authority to operate the equipment.

This equipment has been tested and found to comply with the limits for a Class B digital device, pursuant to part 15 of the FCC Rules.

These limits are designed to provide reasonable protection against harmful interference in a residential installation. This equipment generates uses and can radiate radio frequency energy and, if not installed and used in accordance with the instruction, may cause harmful interference to radio communications. However, there is no guarantee that interference will not occur in a particular installation. If this equipment does cause harmful interference to radio or television reception which can be determined by turning the equipment off and on, the user is encouraged to try to correct interference by one or more of the following measures:

- Reorient or relocate the receiving antenna.
- Increase the separation between the equipment and receiver.
- Connect the equipment into an outlet on circuit different from that to which the receiver is connected.
- Consult the dealer or an experienced radio/TV technician for help.

## ACCESSORIES

Part No.	Description	Image
KILOG-LITE	Free basic software for configuration, and data download (tabular & graphical) Available for download at <a href="http://www.sauermann.us/data-logger">www.sauermann.us/data-logger</a>	
KILOG-3-N	Premium software for configuration, data download, and fast and easy data saving, processing, and calculations Available for download at <a href="http://www.sauermann.us/data-logger">www.sauermann.us/data-logger</a>	
P2-50	(2) CR2032 batteries pack	
CK-50	USB / micro USB cable (connects the data logger to a PC)	



Recommended accessories to be used with data loggers

 **sauermann®**

[www.sauermann.us](http://www.sauermann.us)

Visit **TRANSCAT.com** >

[sales@transcat.com](mailto:sales@transcat.com) | 800.828.1470

415 Oser Avenue, Suite P

Hauppauge, NY 11788

Tel: 631-234-7600

Fax: 631-234-7605

Tech support: 877-307-8677

E-mail: [sales.usa@sauermanngroup.com](mailto:sales.usa@sauermanngroup.com)

