

## SPECIFICATIONS

Range	0.0 to 99.9 $\mu\text{S}/\text{cm}$
Resolution	0.1 $\mu\text{S}/\text{cm}$
Accuracy (@20°C/68°F)	$\pm 2\%$ f.s.
Typical EMC Deviation	$\pm 2\%$ f.s.
Calibration	Manual, 1 point, with trimmer
Cal. Solution	HI 70033 (84.0 $\mu\text{S}/\text{cm}$ )
Temperature Compensation	Automatic, 0 to 50°C (32 to 122°F), with $\beta = 2\%/^{\circ}\text{C}$ typical
Environment	0 to 50°C (32 to 122°F); RH max 95% non-condensing
Battery Type	4 x 1.5V alkaline
Battery Life	approx. 250 hours of use
Dimensions	175 x 41 x 23 mm (6.9 x 1.6 x 0.9")
Weight	95 g (3.4 oz.)

## ACCESSORIES

HI 70033P	84 $\mu\text{S}/\text{cm}$ calibration solution, 20 mL sachet, 25 pcs
HI 7033M	84 $\mu\text{S}/\text{cm}$ calibration solution, 230 mL bottle
HI 73308	Replaceable probe for PWT
HI 731326	Calibration screwdriver (20 pcs)

## WARRANTY


This meter is guaranteed for one year against defects in workmanship and materials when used for its intended purpose and maintained according to instructions. Probes are guaranteed for six months. This warranty is limited to repair or replacement free of charge. Damages due to accident, misuse, tampering or lack of prescribed maintenance are not covered. If service is required, contact the dealer from whom you purchased the instrument. If under warranty, report the model number, date of purchase, serial number and the nature of the failure. If the repair is not covered by the warranty, you will be notified of the charges incurred. If the instrument is to be returned to Hanna Instruments, first obtain a Returned Goods Authorization Number from the Customer Service department and then send it with shipment costs prepaid. When shipping any instrument, make sure it is properly packaged for complete protection.

The PWT is in compliance with the CE directives.

ISTPWTR2 0505

## PWT

HI 98308  
Pure Water Tester  
with Automatic Temperature  
Compensation




### OPERATION

- Remove the protective cap and turn the PWT on by sliding the switch on the top of the meter.
- Immerse it into the solution to be tested without exceeding the maximum immersion level.
- Stir gently and wait for the reading to stabilize. PWT automatically compensates for temperature variations.
- Measurements are displayed in  $\mu\text{S}/\text{cm}$  unit.



### HOW TO USE THE CHART

- The following diagram shows the relation between conductivity ( $\mu\text{S}/\text{cm}$ ) and NaCl concentration (mg/L) of a watery solution.



- These are some typical conversions of measurements performed with PWT:

$\mu\text{S}/\text{cm}$ reading	Resistivity	mg/L NaCl
99.9	10 $\text{k}\Omega$	48
10	100 $\text{k}\Omega$	4.6
1	1 $\text{M}\Omega$	0.4
0.1	10 $\text{M}\Omega$	0.02

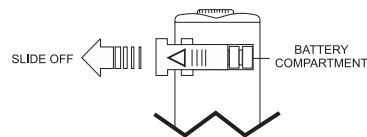
### CALIBRATION

- Immerse the PWT in the HI 70033 calibration solution, without exceeding the maximum immersion level.
- Allow the reading to stabilize, and then using the supplied screwdriver adjust the calibration trimmer on the meter side until the display shows "84.0".

### BEPS AND BATTERY REPLACEMENT:

PWT is provided with BEPS (Battery Error Preventing System) which avoids any erroneous reading due to low batteries level, by automatically switching the meter off.

To replace the batteries, slide off the battery compartment cover and replace all four 1.5V batteries, while paying attention to the correct polarity.



Batteries should only be replaced in a non-hazardous area and using the battery type specified in this instruction manual.

### PROBE REPLACEMENT

For replacing the probe, contact your Dealer or the nearest Hanna Service Center.

# TRANSCAT®

[Visit us at Transcat.com!](http://Transcat.com)

35 Vantage Point Drive // Rochester, NY 14624 // Call 1.800.800.5001