

## Supplement

Title: T5-600/T5-1000 Safety Sheet

Part Number: 1631798

Supplement Issue: 1

Print Date: December 2001

Issue Date: 10/12

Revision/Date:

Page Count: 2

### Change #1, 63860

Replace the **Warnings** with the following:















#### Warning

- Read all safety Information before you use the Product.
- Carefully read all instructions.
- Do not use the Product if it is damaged or operating abnormally. Protection may be impaired.
- Make sure the battery door is closed and latched.
- Inspect the Product and test leads. Look for cracks, missing plastic, exposed metal, or damaged insulation. Replace damaged test leads before using the tester.
- Verify the Product's operation by measuring a known voltage.
- Replace the batteries as soon as the low battery indicator (⊕) appears.
- Do not use the Product around explosive gas, vapor or dust.
- Do not apply more than the rated voltage, as marked on the tester, between terminals or between any terminal and earth ground.
- Use caution when working above 30 V ac rms, 42 V ac peak, or 60 V dc.
- When using the probes, keep your fingers behind the finger guards on the probes.
- Connect the common test lead before you connect the live test lead. Disconnect the live test lead first.
- Clean the case with a damp cloth and detergent. Do not use abrasives or solvents.
- Remove the batteries if the Product is not used for an extended period of time, or if stored in temperatures above 50 °C. If the batteries are not removed, battery leakage can damage the Product.
- Limit operation to the specified measurement category, voltage, or amperage ratings.
- Use the correct terminals, function, and range for measurements.
- Do not measure current while the test leads are in the input jacks.
- Hold the Product behind the tactile barrier.
- Do not use and disable the Product if it is damaged.
- Do not use the Product if it operates incorrectly.
- Do not use test leads if they are damaged. Examine the test leads for damaged insulation, exposed metal, or if the wear indicator shows. Check test lead continuity.
- Use only current probes, test leads, and adapters supplied with the Product.

- Remove all probes, test leads, and accessories before the battery door is opened.
- Remove all probes, test leads, and accessories that are not necessary for the measurement.
- Do not exceed the Measurement Category (CAT) rating of the lowest rated individual component of a Product, probe, or accessory.
- Repair the Product before use if the battery leaks.
- Be sure that the battery polarity is correct to prevent battery leakage.
- Do not operate the Product with covers removed or the case open. Hazardous voltage exposure is possible.
- Use only specified replacement parts.
- Have an approved technician repair the Product.
- Disconnect power and discharge all high-voltage capacitors before you measure resistance, continuity, capacitance, or a diode junction.

Replace the **Symbols** table with:

**Symbols**

	Risk of electric shock
	See instruction card
	Equipment protected by double or reinforced Insulation
	Battery
	Conforms to relevant North American Safety Standards.
	Conforms to EU directives
	Earth
	DC measurement
	AC measurement
	Meets Underwriters' Laboratories safety requirements
	Conforms to relevant South Korean EMC Standards
	Conforms to CAN/CSA-C22.2 No. 61010-1, second edition, including Amendment 1
	Verband Deutscher Elektroniker. German electronics association.
	Conforms to relevant Australian EMC requirements
CAT II	Measurement Category II is applicable to test and measuring circuits connected directly to utilization points (socket outlets and similar points) of the low-voltage MAINS installation.
CAT III	Measurement Category III is applicable to test and measuring circuits connected to the distribution part of the building's low-voltage MAINS installation.
CAT IV	Measurement Category IV is applicable to test and measuring circuits connected at the source of the building's low-voltage MAINS installation.