

Manual Supplement

Manual Title: 287/289 Users
Part Number: Web-Only
Print Date: June 2007
Revision/Date: 2, 3/09

Supplement Issue: **6**
Issue Date: 10/13
Page Count: 5

This supplement contains information necessary to ensure the accuracy of the above manual.

Change #1, 55189, 55213, 55269

On page 72, under **Resistance Specifications**, change the **Accuracy** for 500 k Ω :

From: 0.05 % + 2
To: 0.05 % + 15

On page 74, under **Frequency Counter Specifications**, add a footnote 3 to the Duty Cycle row.

[3] For $10\ \mu\text{s} < \text{pulse width} < 25\ \mu\text{s}$ add 1%. For $2\ \mu\text{s} < \text{pulse width} \leq 10\ \mu\text{s}$ add 3.5 %.

Under Pulse Width, change the **Accuracy** for 0.1000 ms:

From: 0.002 ms + 3 counts
To: 0.002 ms + 30 counts

On page 77, under **Typical Short Circuit Current**, change **5 M Ω** :

From: 0.3 μA
To: 1 μA

Change #2

On page 63, Table 11, replace Items 23 and 24 with the following:

23	TL175 Test Lead Set	1	3504931
24	Alligator Clips, one black and one red	2	3970052 (Black) 3970041 (Red)

On page 65, Table 12, replace the first Item with the following

AC172	Alligator Clips for use with the TL175 test lead set
-------	--

Change #3, 54932, 64414

On page 1, delete the **Safety Information** bullet section.













Add the following to the list of **Warnings**:

- **Measure a known voltage first to make sure that the Meter operates correctly. If you are unsure, have the Meter examined.**

On page 3, replace the second bullet on the right column with:

- **Before measuring current, check the Meter's fuses. (See "Testing the Fuses" in the Users Manual).**

On page 4, replace the **Symbols** Table with:

Symbol	Description	Symbol	Description
~	AC (Alternating Current or Voltage)		Fuse
---	DC (Direct Current or Voltage)		Double Insulated
	Hazardous voltage		Important Information; refer to manual
	Battery (Low battery when shown on the display)		Earth ground
)	Continuity test or continuity beeper tone		Conforms to relevant Canadian and US standards
CE	Conforms to European Union directives		Conforms to relevant Australian standards
	Underwriters Laboratory listed product		Inspected and licensed by TÜV Product Services
CAT II	Measurement Category II is applicable to test and measuring circuits connected directly to utilization points (socket outlets and similar points) of the low-voltage MAINS installation.		This product complies with the WEEE Directive (2002/96/EC) marking requirements. The affixed label indicates that you must not discard this electrical/electronic product in domestic household waste. Product Category: With reference to the equipment types in the WEEE Directive Annex I, this product is classed as category 9 "Monitoring and Control Instrumentation" product. Do not dispose of this product as unsorted municipal waste. Go to Fluke's website for recycling information.
CAT III	Measurement Category III is applicable to test and measuring circuits connected to the distribution part of the building's low-voltage MAINS installation.	CAT IV	Measurement Category IV is applicable to test and measuring circuits connected at the source of the building's low-voltage MAINS installation.
	Conforms to relevant South Korean EMC Standards.		

On page 64, replace Figure 31 with:

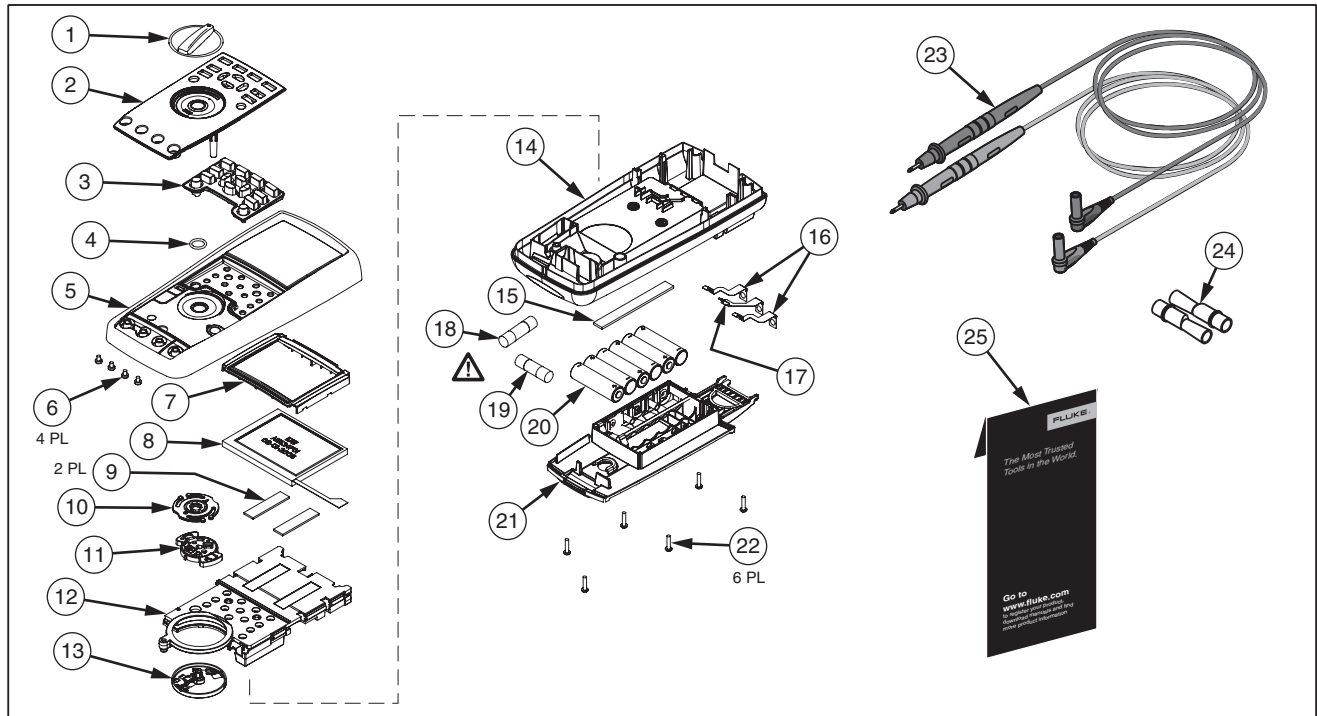


Figure 31. Replacement Parts

est40.eps

On page 63, Table 11, replace item 25, delete item 26 and replace the note with:

25	Fluke 287/289 Information Pack	4277223
<p>⚠ To ensure safety, use the exact replacement only. [1] The Users manual is available through www.Fluke.com. Click on Support and then Product Manuals.</p>		

On page 66 & 67 delete the **Vibration, Shock, Safety Standard, Electromagnetic Compatibility Standards (EMC)** and the **Certifications** sections and replace with:

- Safety**..... IEC 61010-1: 600 V CAT IV / 1000 V CAT III, Pollution Degree 2
- Electromagnetic Environment**..... IEC 61326-1: Portable
- Electromagnetic Compatibility**..... Applies to use in Korea only Class A Equipment (Industrial Broadcasting & Communication Equipment) ^[1]

[1] This product meets requirements for industrial (Class A) electromagnetic wave equipment and the seller or user should take notice of it. This equipment is intended for use in business environments and is not to be used in homes.

Change #4, 66733

On page 69, replace Notes 2 and 3 in the **AC Current Specifications** table:

- [2] 10 A to 20 A, 30 seconds on, 10 minutes off. >10 A not specified.
- [3] 400 mA continuous; 400 mA to 550 mA for 2 minutes on, 1 minute off.

On page 71, replace Notes 2 and 4 in the **DC Current Specifications** table:

- [2] 10 A to 20 A, 30 seconds on, 10 minutes off. >10 A not specified.
- [4] 400 mA continuous; 400 mA to 550 mA for 2 minutes on, 1 minute off.