


INSERTS FOR CTC SERIES

General inserts description


Inserts for CTC-140 A and CTC-320 A/B are made of aluminum. Inserts for CTC-650 A/B are made of brass.

All specifications about hole sizes are referring to the outer diameter of the sensor-under-test. The correct clearance size is applied in all predrilled inserts.

Special drilled inserts on request.



Undrilled inserts
(CTC-320 A/B)
(CTC-650 A/B)



Undrilled inserts
(CTC-140 A)

Inserts - undrilled

Inserts	140 A part no.	320 A part no.	650 A part no.	320 B part no.	650 B part no.
5-pack, undrilled insertion tubes	60F448	100175	100194	60F356	60F420

Inserts - predrilled - metric

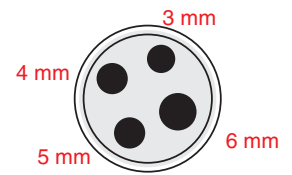
Probe diameter	140 A part no.	320 A part no.	650 A part no.	320 B part no.	650 B part no.
3 mm	123428	123436	123444	N/A	N/A
4 mm	60F451	100177	100196	60F359	60F423
5 mm	123429	123437	123445	123452	123460
6 mm	60F453	100179	100198	60F361	60F425
7 mm	123430	123438	122516	123453	123461
8 mm	105185	100182	100201	105190	105195
9 mm	105186	100183	100202	105191	105196
10 mm	105187	100185	105188	105192	105197
11 mm	123431	100188	100204	105193	105198
12 mm	123432	100186	100206	105194	105199
13 mm	123433	60F339	105189	123454	123462
14 mm	N/A	100190	100208	123455	123463
15 mm	N/A	100191	100209	123456	123464
16 mm	N/A	123439	123446	123457	123465
18 mm	N/A	123440	122517	123458	123466
20 mm	N/A	123441	122518	123459	123467
Multi-hole type 1	123479	123475	123476	N/A	N/A

*Note: CTC-140 only: All multi-hole inserts are delivered with a matching insulation plug.

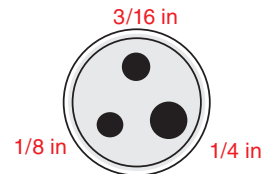
Inserts - predrilled - imperial (inch)

Probe diameter	140 A part no.	320 A part no.	650 A part no.	320 B part no.	650 B part no.
1/8 in.	60F450	100176	100195	60F358	60F422
3/16 in.	60F452	100178	100197	60F360	60F424
1/4 in.	60F454	100180	100199	60F362	60F426
5/16 in.	60F456	100181	100200	60F364	60F428
3/8 in.	60F458	100184	100203	60F366	60F430
7/16 in.	60F460	100187	100205	60F368	60F432
1/2 in.	60F462	100189	100207	60F370	60F434
9/16 in.	60F464	60F344	60F408	60F372	60F436
5/8 in.	60F466	100192	100210	60F374	60F438
11/16 in.	N/A	60F348	60F412	60F376	60F440
3/4 in.	N/A	100193	100211	60F378	60F442
13/16 in.	N/A	60F352	60F416	105184	60F444
7/8 in.	N/A	60F354	60F418	60F377	60F446
Multi-hole type 2	123480	123477	123478	N/A	N/A

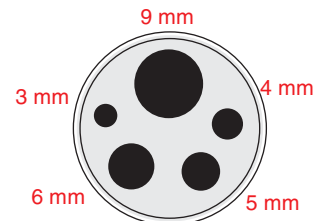
*Note: CTC-140 only: All multi-hole inserts are delivered with a matching insulation plug.



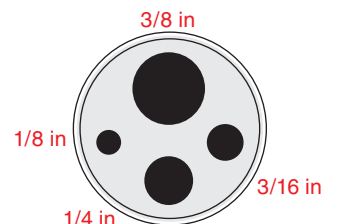
Multi-hole type 1
(CTC-140 A)



Multi-hole type 2
(CTC-140 A)



Multi-hole type 1
(CTC-320 A/650 A)



Multi-hole type 2
(CTC-320 A/650 A)